



PINNACLE — ANALYTICS —

Potency Results

Sample Name: XP1-2023-001
Client: SSIIRRII INC
Client Batch ID: Legendary Kush

Pinnacle-Analytics.com
3549 Lear Way, Suite 101
Medford OR 97504
P:(541)300-8217

Sample ID: C-H-390-D1430

Date Sampled: 9/14/2023

Matrix: Flower

Date Reported: 9/29/2023

Prep Analyst: Jeff A.

Client License: AG-R1047246IHG

Analysis Method: 0630322+1 H4 4-21-2022 #1.lcm

825 C Merrimon Ave #213

Sampling Method: Hemp Sampling SOP Rev 2

Asheville, NC 28804

Reference Method: JCB 2009: HPLC/DAD

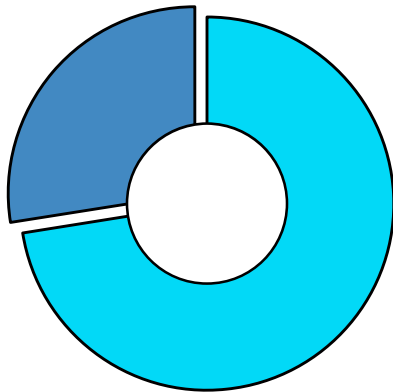
Analysis Batch: 9-20-2023 H4 78, 185, 390, 394, 397 Flower


Total THC (THCA*0.877+d9-THC)	<LOQ%
Total CBD (CBDA*0.877+CBD)	1.71%
Moisture Content	6.21%


Cannabinoid	% Weight	mg/g
CBDVA	<LOQ	<LOQ
CBDV	<LOQ	<LOQ
CBDA*	1.36	13.6
CBGA	<LOQ	<LOQ
CBG	<LOQ	<LOQ
CBD*	0.516	5.16
THCV	<LOQ	<LOQ
CBN	<LOQ	<LOQ
d9-THC*	<LOQ	<LOQ
d8-THC*	<LOQ	<LOQ
CBC	<LOQ	<LOQ
THCA*	<LOQ	<LOQ
Total Cannabinoids	1.876	18.8

*ORELAP Accredited Analyte

Limit Of Quantitation: 0.1%, analyte not measured



 CBDA*

 CBD*



These test results may not be altered or reproduced except in full without the permission of Pinnacle Analytics. These results were generated following the Oregon Administrative Rules and in accordance with the NELAP Institute under ORELAP License #4152
Report generated by Routine_Potency_Rev13_8-1-2023

Kris Ford, PhD
Lab Director